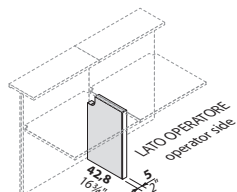
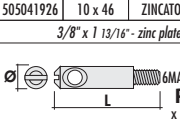




NICE®
SCHEMA DI MONTAGGIO/assembling scheme
 FIANCO SOTTOPIANO CENTRALE
 undertop central panel:
ART. 435
LAS
 MOBILI PER UFFICIO

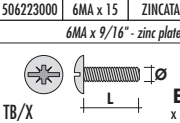
 CODICE
code **777 700 639**
 DISEGNO
drawing **SM 15001**
 DATA
date **20-06-2011**
 PAGINA
page **1/2**
 INDICE DI REVISIONE N°
last revision no **1**
 DATA REVISIONE
last date **23/04/2012**


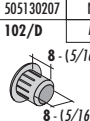
CODE	Ø x L	COLOUR
505041926	10 x 46	ZINCATO
3/8" x 1 13/16" - zinc plated		
		
	L	P x 2

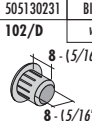
CODE	Ø	COLOUR
505031912	16	ZINCATO
5/8" zinc plated		
		
	Q	x 2

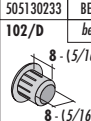
CODE	COLOUR
506062109	ZINCATA
zinc plated	
	
	R x 2

CODE	COLOUR
407990519	ARGENTO
silver	
	
	S x 1

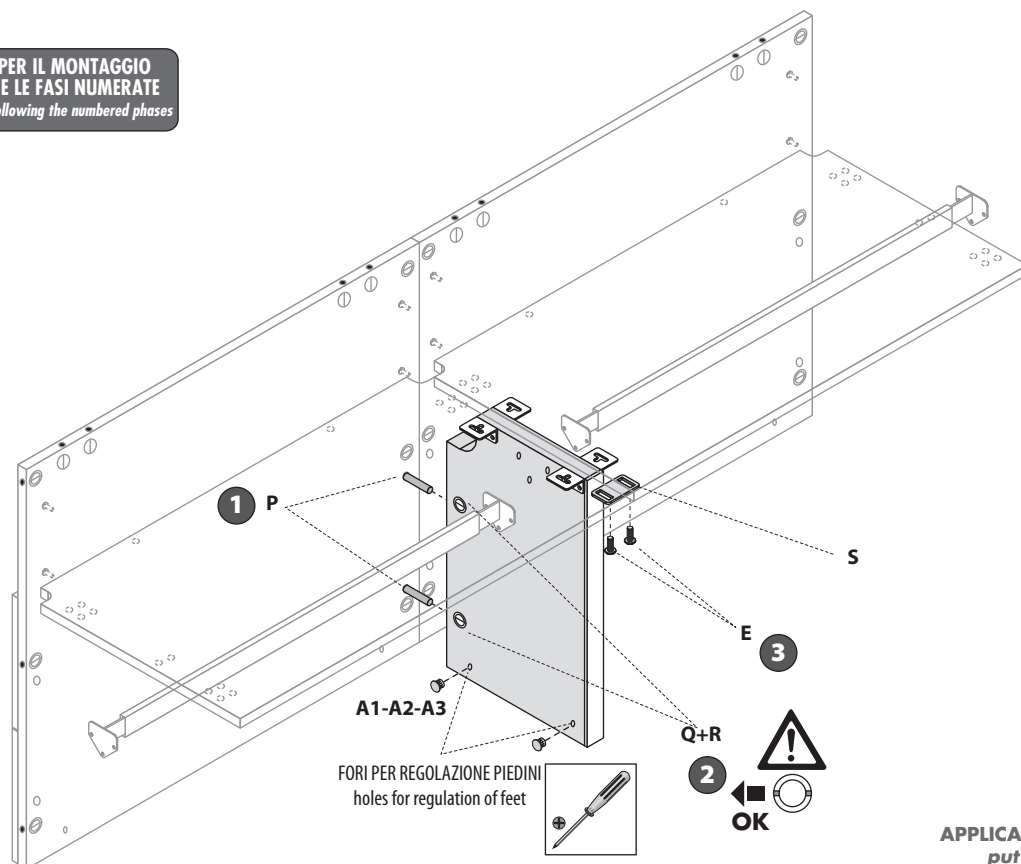
CODE	Ø x L	COLOUR
506223000	6MA x 15	ZINCATA
6MA x 9/16" - zinc plated		
		
	L	E x 2

CODE	COLOUR
505130207	NERO
102/D black	
	
	A1 x 2

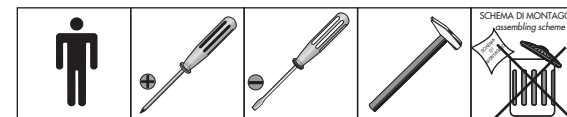
CODE	COLOUR
505130231	BIANCO
102/D white	
	
	A2 x 2

CODE	COLOUR
505130233	BEIGE 15
102/D beige 15	
	
	A3 x 2

**N.B. PER IL MONTAGGIO
SEGUIRE LE FASI NUMERATE**
assemble following the numbered phases

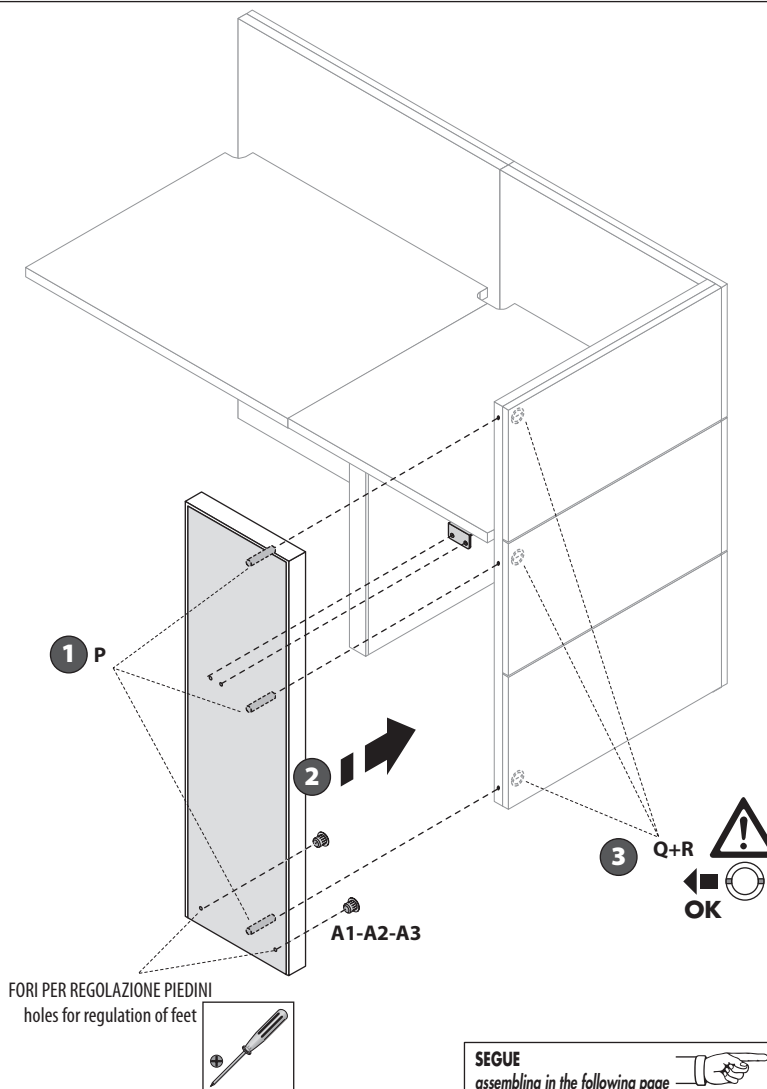
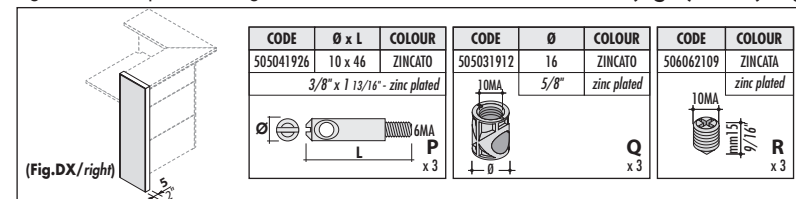


APPLICARE I TAPPI SU TUTTI I FORI
put caps on all the holes



FIANCO TERMINALE DX O SX PER MODULO ANGOLARE L.70,1x70,1

right or left end panel for angular module w 27 1/2"x27 1/2" **ART. 443dx(right)-44sx(left)**



SEGUIE
assembling in the following page

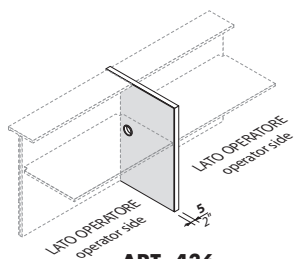
SCHEMA DI MONTAGGIO/assembling scheme

FIANCONI PER RECEPTION

side panels for reception:

ART. 436-437dx(right)-438sx(left)

PAGINA
page 2/2

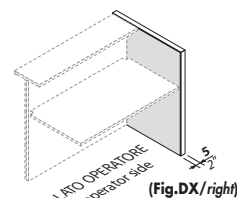
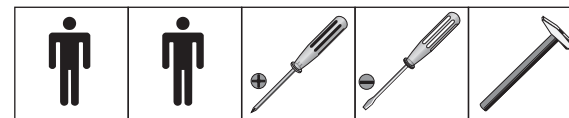


ART. 436

CODE	Ø x L	COLOUR	CODE	Ø	COLOUR	CODE	COLOUR
505041926	10 x 46	ZINCATO	505031912	16	ZINCATO	506062109	ZINCATA
3/8" x 1 13/16" - zinc plated			5/8" zinc plated			zinc plated	
x 6			x 6			x 6	

CODE	COLOUR	CODE	COLOUR	CODE	COLOUR
505130207	NERO	505130231	BIANCO	505130233	BEIGE 15
102/D	black	102/D	white	102/D	beige 15
8 - (5/16") x 2		8 - (5/16") x 2		8 - (5/16") x 2	

N.B. PER IL MONTAGGIO
SEGUIRE LE FASI NUMERATE
assemble following the numbered phases



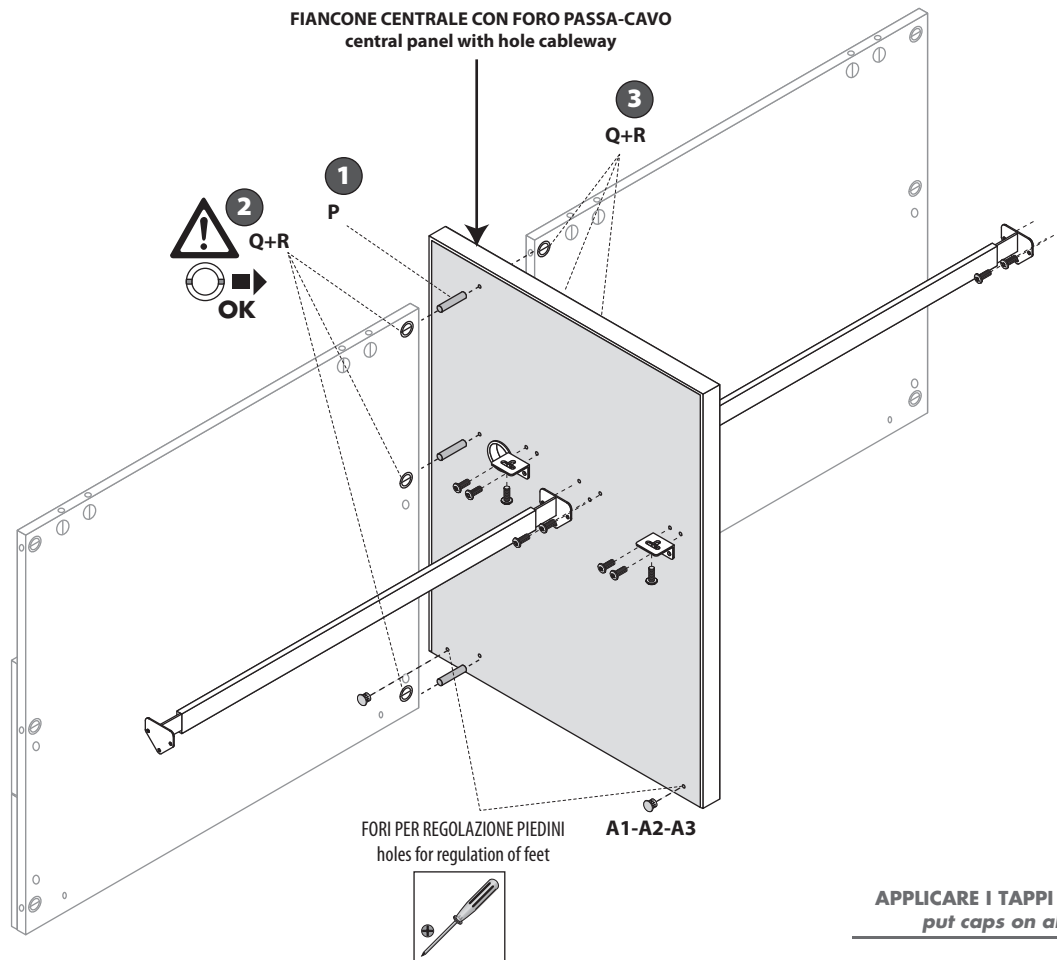
(Fig.DX/right)

437dx(right)-438sx(left)

CODE	Ø x L	COLOUR	CODE	Ø	COLOUR	CODE	COLOUR
505041926	10 x 46	ZINCATO	505031912	16	ZINCATO	506062109	ZINCATA
3/8" x 1 13/16" - zinc plated			5/8" zinc plated			zinc plated	
x 3			x 3			x 3	

CODE	COLOUR	CODE	COLOUR	CODE	COLOUR
505130207	NERO	505130231	BIANCO	505130233	BEIGE 15
102/D	black	102/D	white	102/D	beige 15
8 - (5/16") x 2		8 - (5/16") x 2		8 - (5/16") x 2	

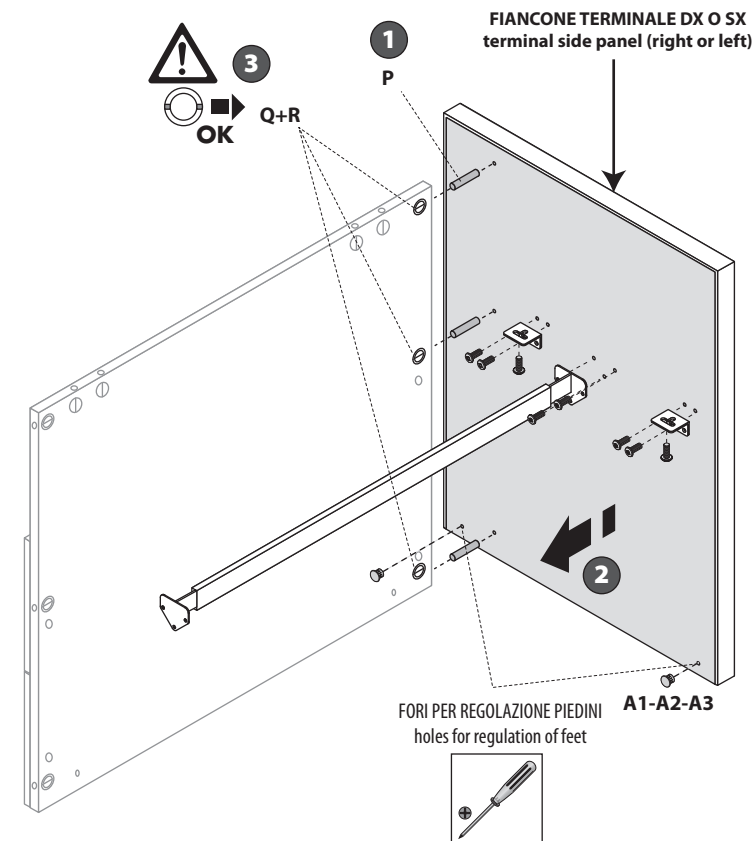
FIANCONI CENTRALE CON FORO PASSA-CAVO
central panel with hole cableway



FORI PER REGOLAZIONE PIEDINI
holes for regulation of feet

A1-A2-A3

APPLICARE I TAPPI SU TUTTI I FORI
put caps on all the holes



FIANCONI TERMINALE DX O SX
terminal side panel (right or left)

FORI PER REGOLAZIONE PIEDINI
holes for regulation of feet

A1-A2-A3